

2025
Q3

ManpowerGroup Employment Outlook Survey



India Employers reported
a Net Employment Outlook of 42%
for the third quarter of 2025



Across sectors, the Energy
Utilities and IT industry
reported the strongest hiring
intentions



Employers in South India
region reported the
strongest hiring intentions

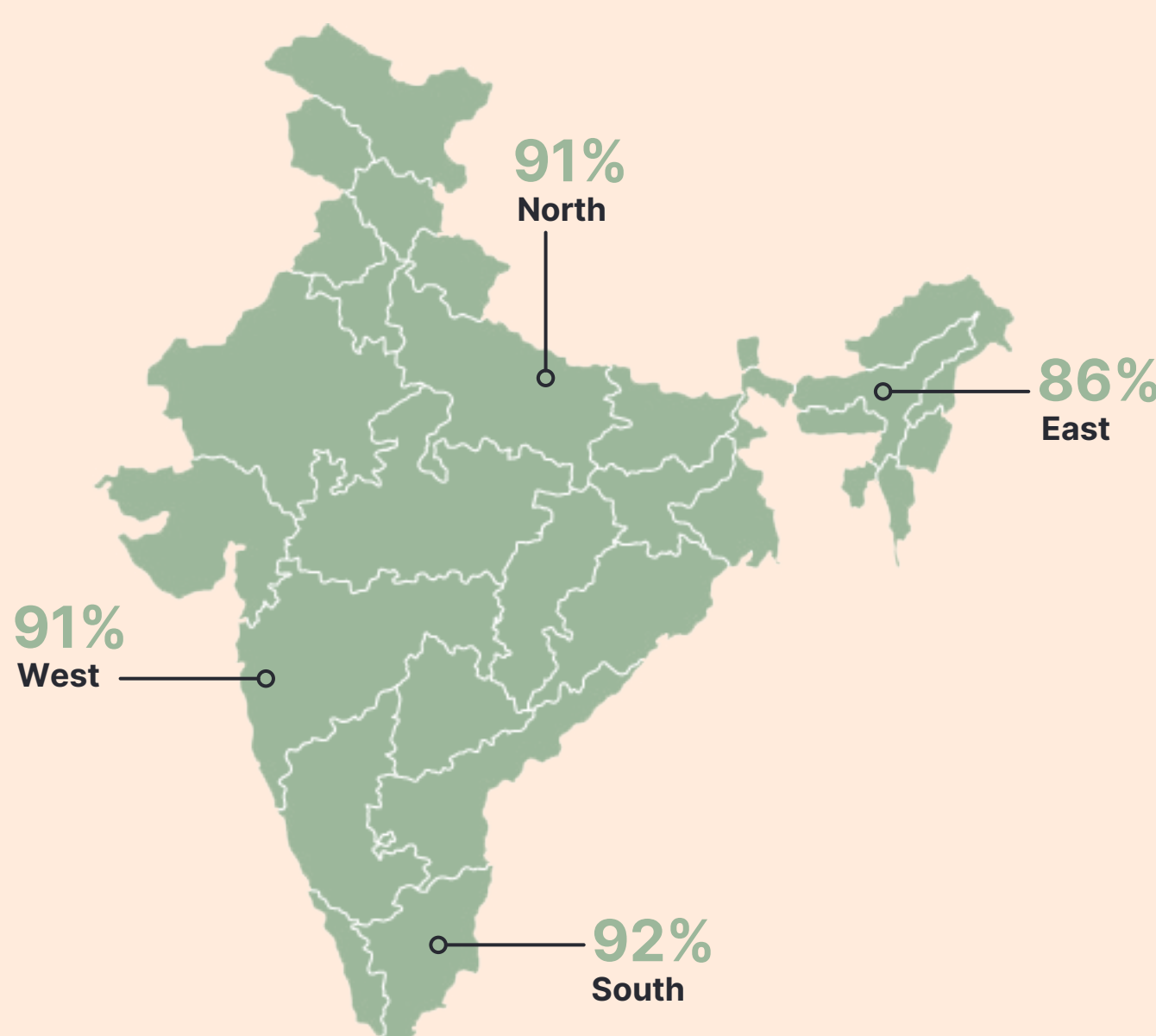

India Net Employment Outlook Since 2020

Used internationally as a bellwether of labor market trends, the Net Employment Outlook – calculated by subtracting the percentage of employers who anticipate reductions to staffing levels from those who plan to hire – **stands at 42%**.



Hiring Outlooks By Region

Employers in **South India**
region reported the strongest
Q3 hiring intentions



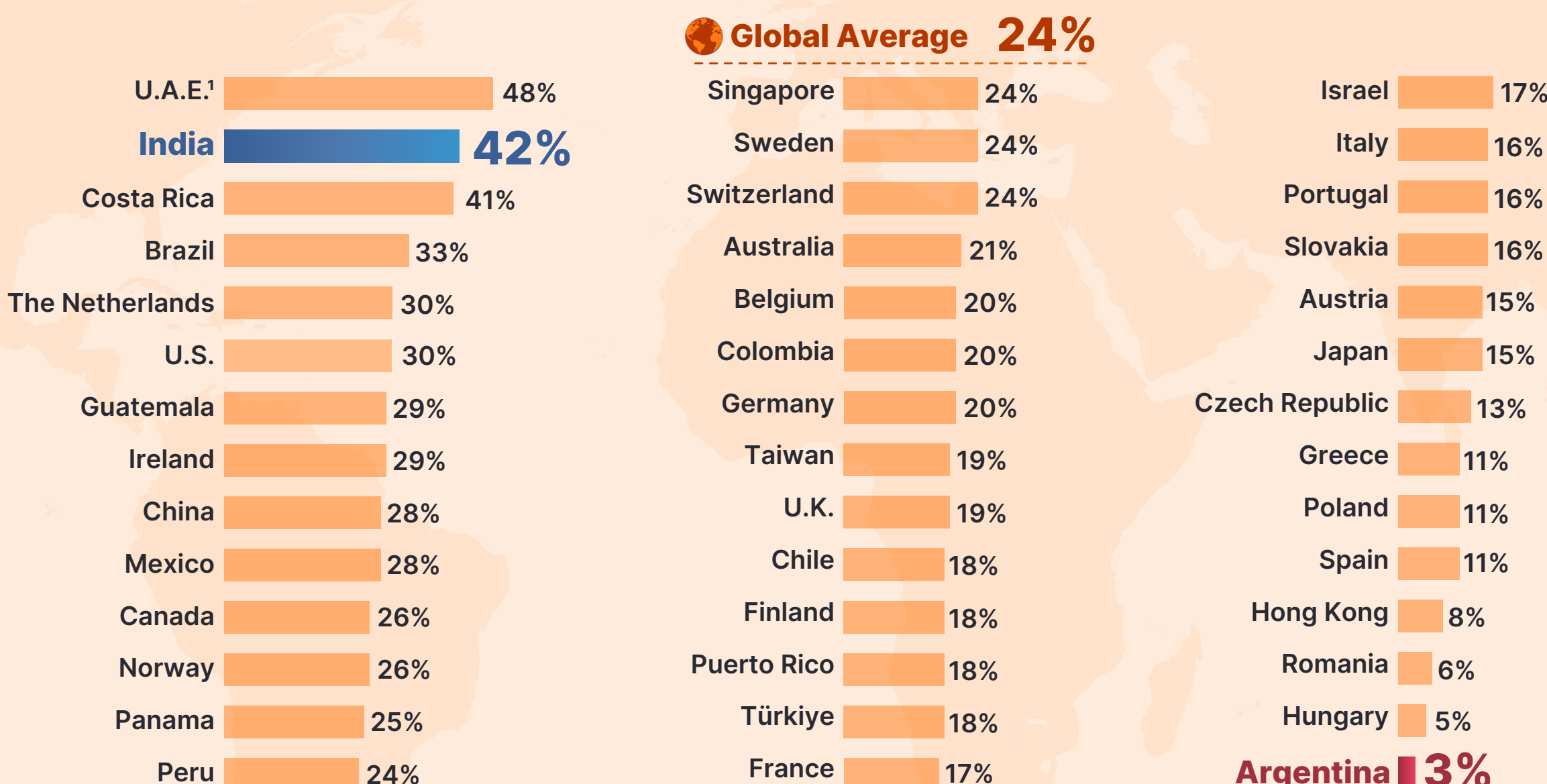
Strongest and Weakest Outlooks by Sector

Organizations in the **Energy and Utilities** sector report the **strongest Outlook**, followed by Information and Technology and Industrials and Materials.



Hiring Expectations for July - September

Of the 42 countries, **employers in 20 countries report a stronger hiring outlook** compared with the same period last year, weakening in fifteen, and remaining unchanged in six.



For more information, visit www.manpowergroupusa.co.in

Stay Connected: [f](#) [@](#) [in](#) [©](#) [v](#)

ManpowerGroup interviewed 40,671 employers in 42 countries on hiring intentions for the third quarter of 2025, including 3146 Indian employers (fielded April 2025).

¹The U.A.E. joined in Q3 2025. There is currently no historical data, and the data has not been seasonally adjusted.